

Introduction

This guide will help you connect the Amusement Connect MobileMech to a game machine with one or two mechanical coin mechanisms.

Pre-Installation Requirements

Before beginning the installation, ensure that the following requirements are met:

AC Location Activation

The game machine asset and MobileMech device must be assigned to an available location name under your organization in the Amusement Connect Operator Dashboard. Complete the [Location Setup Request Form](#) if a new location needs to be created.

Game Machine Asset Setup

To properly function after installation, the powered MobileMech device must be assigned to an active Game Machine Asset within the Operator Dashboard. To create a new Game Machine Asset, follow the Quick Start Guide process.

Connectivity

Wi-Fi configuration requires access to the router SSID and password. A 2.4 GHZ network is required to connect the MobileMech device to Wi-Fi.




The universal harness has two pairs of Yellow/Black Coin Input lines. This is used for machines with dual coin mechanisms.

Mechanical Coin Mech



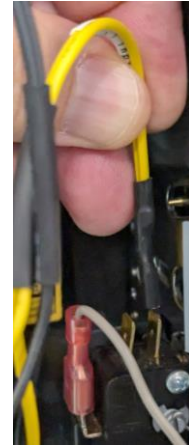
1) Identify the two coin lines on the coin mechanism.




2) Working from the inside out, remove the first coin line.




3) Connect the **Orange** Coin Pulse Output line from the AmusementConnect harness to the coin line disconnected in the previous slide.




4) Connect the **Yellow** Coin In from the AmusementConnect harness to the coin mechanism.



5) Remove the second coin line from the coin mechanism.



6) Connect the **Black** ground from the Amusement harness to the second coin line disconnect in the previous slide.



7) Connect the Black/ground from the AmusementConnect harness to the coin mechanism



Orange/Black
Coin output

To connect the MobileMech to power we need to locate 12v on the game machine. The most common place is the coin light. Verify with a multimeter before connecting MobileMech.




1) Locate the coin light power on the game machine.




2) Disconnect the first power lead from the coin light.



3) Connect Red12V+ to the disconnected lead from the previous slide.



4) Disconnect the second power lead from the coin light.



5) Connect the Black Ground to the second lead mentioned in previous slide.